

TERMINAL MODULE FOR ET 200S DS FOR DIRECT STARTER, WITHOUT FEEDER CONNECTION



General technical data:

Product designation		Terminal module
Product type designation		TM-DS45-S31
Design of the product		for DS1-x, with energy bus bushing
Mounting height	mm	264
Installation width	mm	45
Installation depth	mm	100
Protection class IP		IP20
Insulation voltage rated value	V	690
Operating voltage		
• at AC rated value	V	500
Surge voltage resistance rated value	V	6 000
Operating current rated value	A	40
Operating frequency		
• 1 rated value	Hz	50
• 2 rated value	Hz	60
Type of connectable conductor cross-sections		
• solid		1x 10 mm ² , 2x (1 ... 2.5 mm ²), 2x (2.5 ... 6 mm ²)

- finely stranded with core end processing
- at AWG conductors
 - solid
 - stranded

	2x (1 ... 2.5 mm ²), 2x (2.5 ... 6 mm ²), acc. to IEC 60947
	2x (14 ... 10)
	2x (14 ... 10)

Installation/ mounting/ dimensions:

Size of the screwdriver tip		Standard screwdriver Size 2
Tightening torque with screw-type terminals	N·m	2 ... 2.5

Further information

Information- and Downloadcenter (Catalogs, Brochures,...)

<http://www.siemens.com/industrial-controls/catalogs>

Industry Mall (Online ordering system)

<http://www.siemens.com/industrymall>

Cax online generator

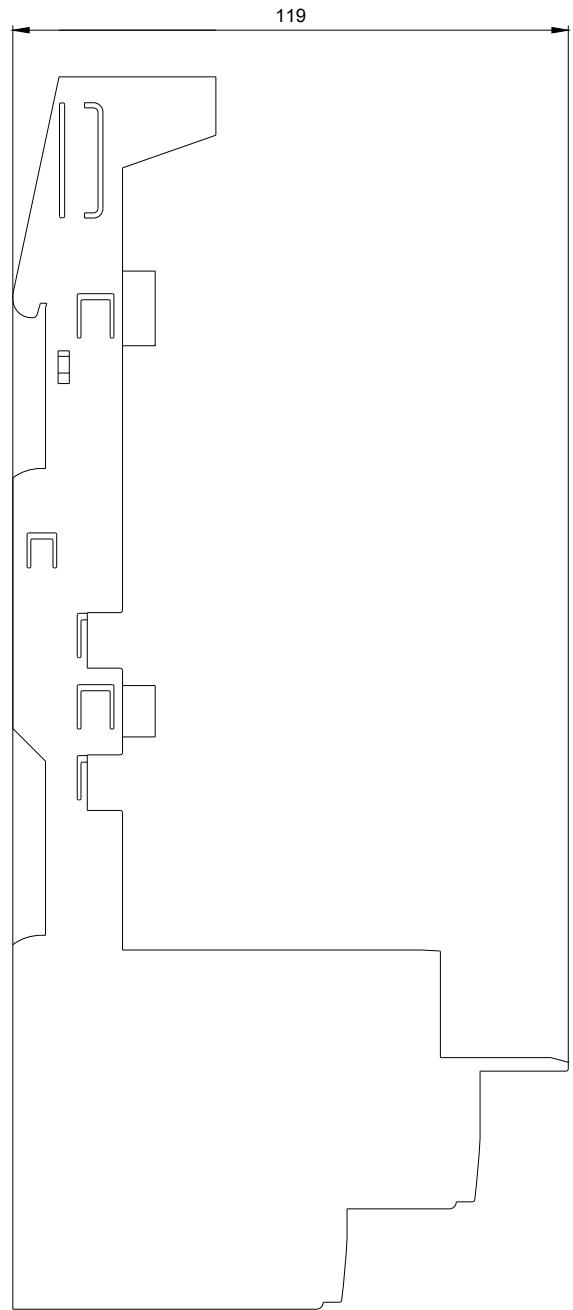
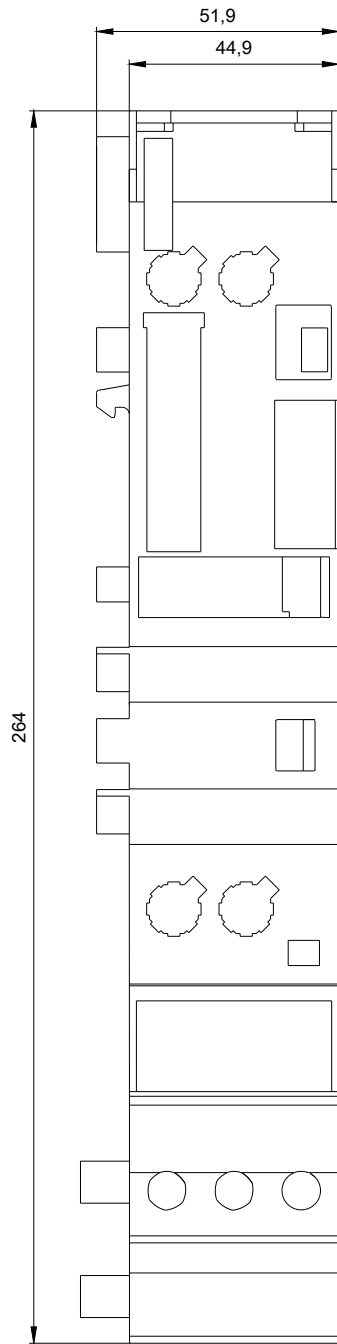
<http://support.automation.siemens.com/WW/CAXorder/default.aspx?lang=en&mfb=3RK1903-0AB10>


Service&Support (Manuals, Certificates, Characteristics, FAQs,...)


<https://support.industry.siemens.com/cs/ww/en/ps/3RK1903-0AB10>

Image database (product images, 2D dimension drawings, 3D models, device circuit diagrams, EPLAN macros, ...)

http://www.automation.siemens.com/bilddb/cax_de.aspx?mfb=3RK1903-0AB10&lang=en







last modified:

07/27/2017