

INVERTER THYRISTOR

Type	$I_{T(AV)} / T_c$ (A) / (°C)	I_{TSM} 10 ms (kA)	I^2t 10 ms (kA ² s)	U_{DRM} / U_{RRM} $T_j = 125\text{ °C}$ (V)	I_{DRM} / I_{RRM} $T_j = 125\text{ °C}$ (mA)	$U_{T(TO)}$ $T_j = 125\text{ °C}$ (V)	r_T $T_j = 125\text{ °C}$ (mΩ)	U_{TM} / I_{TM} $T_j = 25\text{ °C}$ (V) / (A)	I_{GT} (mA)	U_{GT} (V)	t_q (μs)	di_t/dt (A/μs)	du_d/dt (min.) (V/μs)	R_{thjc} DC (°C/W)	R_{thcr} DC (°C/W)	$T_{jmin} - T_{jmax}$ (°C)	Clamping force, mounting torque	We- ight (g)	Fig.
P71-225	225/80	6,1	186	1200	33			2,25/1500	200	3	25	250	320	0,1	0,05	-40...+125	38,0-41,0 Nm	500	8
P71-225	225/80	6,1	186	1600	33			2,25/1500	200	3	25	250	320	0,1	0,05		38,0-41,0 Nm	500	8
P71-300	300/75	7,4	274	600-800	33			2,00/1500	200	3	20	250	320	0,1	0,05		38,0-41,0 Nm	500	8
P71-300	300/75	7,4	274	1200-1400	33			2,00/1500	200	3	20	250	320	0,1	0,05		38,0-41,0 Nm	500	8
P73-500	500/70	8	320	800-1200	33			2,10/1500	200	3	20	250	320	0,06	0,02		9,0-11,0 kN	280	14
P75-600	600/55(Th)	7	245	1400-1600	30	1,37	0,62	2,2/1500	300	3	32	400	320	0,04Th	0,01		9,0-11,0 kN	85	13
P75-700	700/55(Th)	9,2	423	800-1200	30	1,14	0,475	1,90/1500	300	3	25	400	320	0,04Th	0,01	9,0-11,0kN	85	13	
P83-500	500/80	8	320	1600	50	1,35	0,65	2,30/1500	200	3	40	400	320	0,037	0,02	-40...+125	12,0-14,0 kN	280	14
P83-600	600/75	9,6	460	800-1200	50	1,2	0,52	2,00/1500	200	3	20	400	320	0,037	0,02		12,0-14,0 kN	280	14
P83-600	600/75	9,6	460	1400	50	1,2	0,52	2,00/1500	200	3	32	400	320	0,037	0,02		12,0-14,0 kN	280	14
P95-900	900/75	15	1125	1600-1800	100	1,37	0,37	1,85/1500	200	3	63	300	320	0,023	0,01		22,5-25,0 kN	480	15
P95-1000	1000/75	15	1125	800-1000	100	1,33	0,27	1,80/1500	200	3	20	300	320	0,023	0,01		22,5-25,0 kN	480	15
P95-1000	1000/75	15	1125	1200-1400	100	1,33	0,27	1,80/1500	200	3	20	300	320	0,023	0,01		22,5-25,0 kN	480	15

Discrete Thyristors

Discrete Thyristors

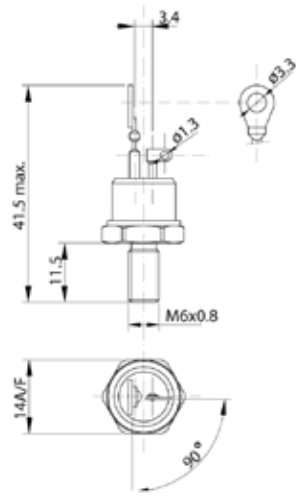


Fig. 1
T32

Thyristors T 32 are produced in accordance with the figure (the type of lead is not marked)

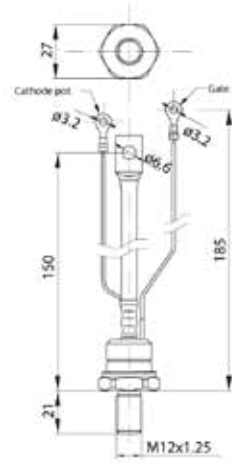


Fig. 2
T51, F51
DXA

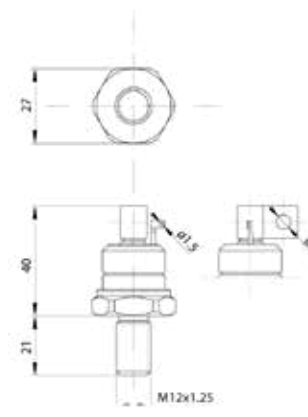


Fig. 3
T51, F51
DX1

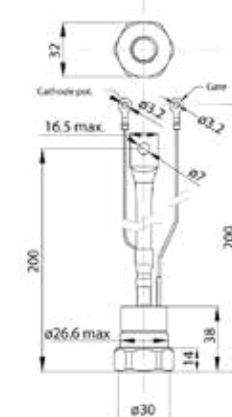


Fig. 9
T64
1YG



Fig. 10
T66
1YG



Fig. 11
T74
1ZA

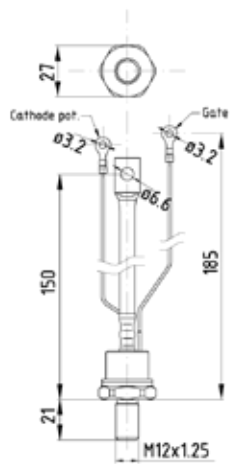


Fig. 4
T52, F52
DXA

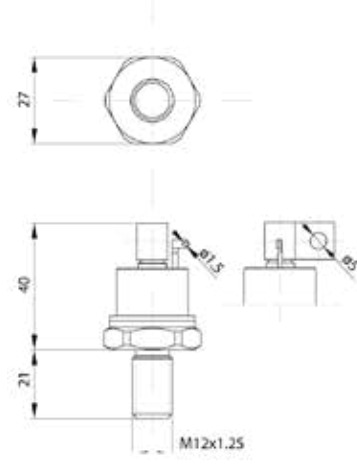


Fig. 5
T52, F52
DX1

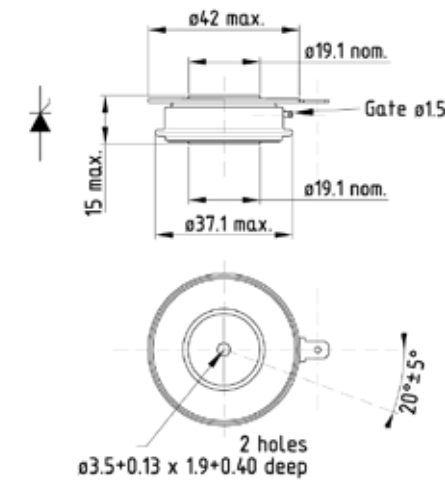


Fig. 12
T63, F63

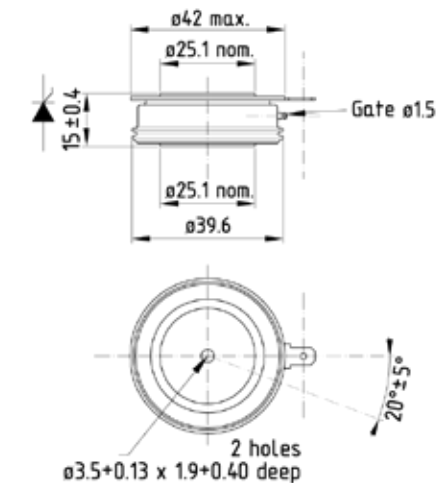


Fig. 13
T75, F75, P75

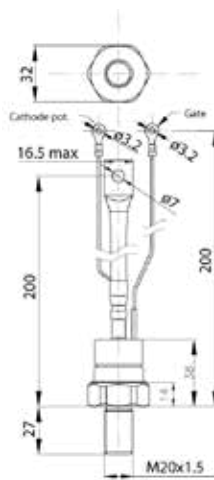


Fig. 6
T61, F61
AYG

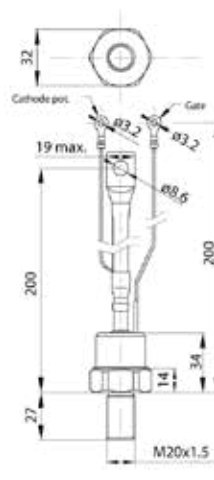


Fig. 7
T62, F62
AYG



Fig. 8
T71, P71, F71
KZA

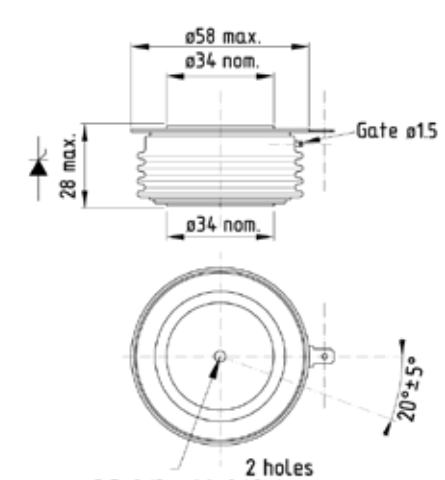


Fig. 14
T73, F73, P73, T83, P83

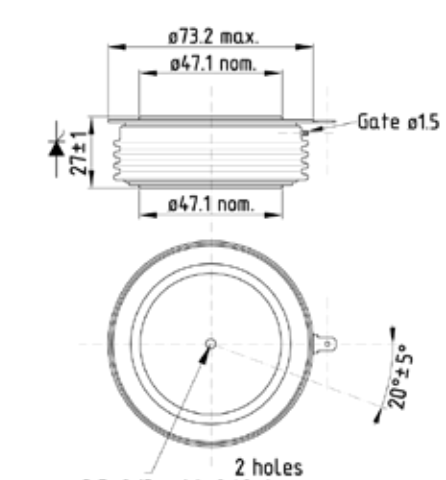


Fig. 15
T95, P95